



Extend the life of your roof
Regulate the moisture

Ventilation solution
for your roof

ARMOURVENT® MULTI

 **IKO**
The Shingles Expert

Armourvent® Multi

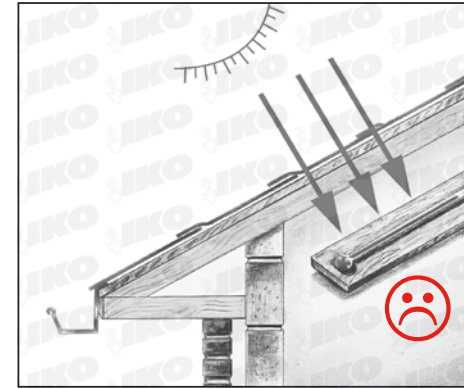
This ventilation system provides you a fabulous roof without visible appliances.

The unique design consists of a thin but ultra-strong profile ensuring a smooth, straight and virtually invisible roofline.

The quick and easy installation is time saving.


Your **benefits**

- **Extend the life** of your roof and of your shingles
- Increase your living **comfort**
- **Regulate** the moisture in your roof
- Allow excess heat and water **vapour to escape** from the roof
- Allow **air to circulate** between insulation and roof deck
- **Prevent humidity** from damaging the roof construction
- **Cool down** the roof in hot weather conditions
- **Prevents ice-dams** after snow





Unventilated roof and **high temperature inside:**

Without an air gap between the insulation and roof deck, condensation forms and the roof structure is susceptible to damage.




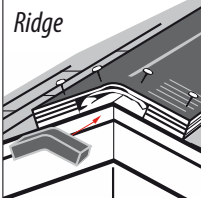
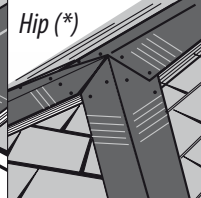
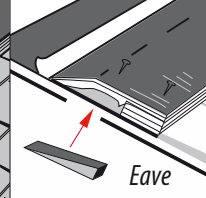
Ventilated roof and **lower temperature inside:**

With an air gap between the insulation and roof deck, air escapes via ridge vents, leaving the roof structure unaffected.




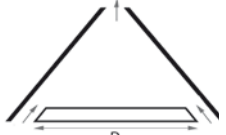
ARMOURVENT® MULTI

Technical data

	Armourvent® Multi	Armourvent® Multi Plus
	 <div>+ 120 x T (50 mm)</div>	
Dimensions	6 m x 22,80 cm	6 m x 28,50 cm
Used for IKO Shingles type	Armourglass Victorian Monarch	Superglass/-Biber Diamant/-Shield Armour-/Bibershield Monarch/-Diamant Marathon Ultra (Cambridge HD)
Roof Pitches	15° - 60°	15° - 60°
Ventilation area	275 cm ² /m	275 cm ² /m
Number/box	1	1
<div><div>Ridge</div><div>Hip (*)</div><div>Eave</div></div> <div>(* Registered average values)</div> <div><small>* Not for IKO Armourvent® Special</small></div>		

Calculating the net free area of vent openings

The air gap between the insulation and the roof deck must be 4 to 6 cm.
Air should flow in from the bottom of the roof (eaves) and out through the top of the roof (ridge).
The air flow between the eaves and ridge vents must be unobstructed (by insulation or roof beams) to ensure cross-flow ventilation. The total required net free area (NFA) of vent openings is a function of the insulated roof area (P) and the pitch of the roof.

SAMPLE ROOF STRUCTURES	
	
Roof pitch	Required NFA of vent openings
15° - 40°	P÷300
41° - 85°	P÷600

Example:

Roof area (P) = 120 m²
Roof pitch = 35°
NFA Armourvent® Multi = 275 cm²/linear m of vents
Total required NFA of vent openings:
120÷300 = 0,4000 m² = 4000 cm²
Minimum linear m of vents required over total roof:
4000÷275 = 14,54 m
Linear m of vents at ridge: 14,54÷2 = 7,27 => 7,50 m
Linear m of vents at eaves: 14,54÷2 = 7,27 => 7,50 m

Ventilation should be equally divided among the number of vents at eaves and ridges.

Note:

Roofs with vapour barriers need 40% less ventilation.
In certain regions (mountainous areas, the coast) special building regulations may apply.





Dealer:

IKO Sales International NV

I.Z. Ravenshout 3.9 74 • Truibroek 74
3945 Ham • Belgium

T +32 (0) 11/34 01 20

F +32 (0) 11/34 01 29

E support@iko.be

www.iko.be

